

samples of CuTPP in frozen solution and polycrystalline ZnTPP gave the same $H||z$ ENDOR spectrum as CuTCP. Therefore, the discrepancy is not due to a difference in sample composition. Second, the study by Brown and Hoffman¹³ established that the three components of the proton hyperfine tensor have the same sign. By contrast, in $[\text{CuTCP}]_2$ $A_x^H, A_y^H > 0$ and $A_z^H < 0$. An analysis of the ENDOR spectra from phenyl-deuterated CuTPP in frozen toluene- d_8 - CDCl_3 , on the other hand, leads to the conclusion that $A_x^H, A_y^H, A_z^H > 0$. Figure 6 shows spectra obtained with $z, z',$ and xy field settings (cf. Figure 1a). Computer-calculated spectra are given by the dotted lines. Computer simulations of the xy spectrum established unequivocally that A_x^H and A_y^H must have the same sign. With the z' setting, the ENDOR spectrum contains contributions from the $H||z$ orientation as well as from molecules oriented so that H lies on a cone making an angle of approximately 50° with the molecular z axis. The shape of this spectrum is sensitive to the relative signs of all three hyperfine components. It was found that only a calculation based on the assumption that the three components have the same sign gives a result that fits the experimental spectrum. It is hard to conceive of a mechanism that would cause the A_z^H value of the pyrrole protons to change sign upon going from CuTCP to $[\text{CuTCP}]_2$. The possibility that the hyperfine shifted peaks in the

z^- and z^+ spectra are not due to the pyrrole protons cannot be excluded and this seems to offer the most satisfactory explanation for the results.

Table I shows that, except for the A_z^H data, the results obtained in this study closely match those reported for CuTPP.¹³ Apparently the introduction of the crown ether groups does not perturb the electronic structure of the Cu porphyrin core. The single crystal measurements show that the three ^{14}N hyperfine tensor components must have the same sign. The same conclusion is reached with regards to the proton hyperfine tensor components. The theoretical analysis presented by Brown and Hoffman¹³ is based on the assumption that the hyperfine coupling components are all positive. The ENDOR study of $[\text{CuTCP}]_2$ provides evidence that this is correct. It is noteworthy that the ENDOR study of phenyl-deuterated CuTPP demonstrates that information on *relative* signs can be derived from spectra of samples in powders or frozen solution as well.

Acknowledgment. Thanks are due to Dr. U. Das for assistance in some of the measurements. Financial support by the Division of Chemical Sciences, Office of Basic Energy Sciences of the Department of Energy under contract DE-FG02-84ER13242, is gratefully acknowledged.

Kinetics and Mechanism of the Alkylnickel Formation in One-Electron Reductions of Alkyl Halides and Hydroperoxides by a Macrocyclic Nickel(I) Complex

Andreja Bakac* and James H. Espenson*

Contribution from the Ames Laboratory and Department of Chemistry, Iowa State University, Ames, Iowa 50011. Received July 8, 1985

Abstract: The nickel(I) macrocycle $\text{Ni}(1R,4R,8S,11S\text{-tmc})^+$ ($\text{tmc} = 1,4,8,11\text{-tetramethyl-1,4,8,11-tetraazacyclotetradecane}$) reacts readily with primary alkyl halides in alkaline aqueous solutions, yielding alkylnickel(II) complexes, $\text{RNi}(\text{tmc})^+$. The reaction is proposed to occur in two steps, the first and rate-limiting being one-electron transfer from $\text{Ni}(\text{tmc})^+$ to RX , either by halogen atom transfer or outer-sphere electron transfer, to yield an alkyl radical $\text{R}\cdot$. The latter is captured by $\text{Ni}(\text{tmc})^+$ in a second and more rapid reaction. This mechanism is supported by the nature of the alkylnickel complexes produced, by the reactivity order within a series of alkyl halides (methyl < primary < secondary), and by the trapping of the carbon-centered radical $\text{CH}_2\text{CH}(\text{CH}_2)_3\text{CH}_2\cdot$ in competition with its cyclization. Free radicals are also involved in the formation of alkylnickel complexes in reactions of $\text{Ni}(\text{tmc})^+$ with alkyl hydroperoxides. No organonickel formation is observed in reactions with benzyl bromide, whereas benzyl chloride yields the short-lived $\text{PhCH}_2\text{Ni}(\text{tmc})^+$. The steady-state concentration of benzyl radicals in the faster PhCH_2Br reactions is too high to allow significant coupling with $\text{Ni}(\text{tmc})^+$ in competition with the radical self-reaction. With 2-propyl halides the alkylnickel complex is also not formed because radical coupling occurs in preference to the Ni-C bond formation owing to steric reasons.

Reactions of alkyl halides with reduced metal ions are among the most convenient synthetic routes for the preparation of organotransition-metal complexes. The great interest in these reactions lies additionally in the variety of mechanisms involved in the metal-carbon bond formation. A distinction among a halogen atom transfer,¹⁻⁶ electron transfer,⁷ or oxidative addition⁸⁻¹³ is

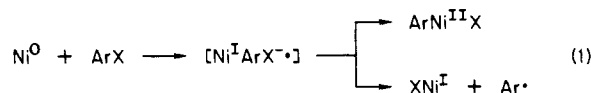
usually possible on the basis of the reactivity order within a series of alkyl halides, detailed product analysis, trapping of radical intermediates, and stereochemistry around the α -carbon.

The rich chemistry of nickel and its importance in catalytic processes have prompted a number of studies of the reduction of alkyl halides by nickel complexes. These reactions are generally characterized by a multiplicity of reaction pathways and a diversity

- (1) Davis, D. D.; Kochi, J. K. *J. Am. Chem. Soc.* **1964**, *86*, 5264.
- (2) Kochi, J. K.; Powers, J. W. *J. Am. Chem. Soc.* **1970**, *92*, 137.
- (3) Chock, P. B.; Halpern, J. *J. Am. Chem. Soc.* **1969**, *91*, 582.
- (4) Halpern, J. *Ann. N.Y. Acad. Sci.* **1974**, *239*, 2.
- (5) Samuels, G. J.; Espenson, J. H. *Inorg. Chem.* **1979**, *18*, 2587.
- (6) Kupferschmidt, W. C.; Jordan, R. B. *J. Am. Chem. Soc.* **1984**, *106*, 991.
- (7) Marzilli, L. G.; Marzilli, P. A.; Halpern, J. *J. Am. Chem. Soc.* **1970**, *92*, 5752.
- (8) Schrauzer, G. N.; Deutsch, E. *J. Am. Chem. Soc.* **1969**, *91*, 3341.
- (9) Collman, J. P.; MacLaury, M. R. *J. Am. Chem. Soc.* **1974**, *96*, 3019.

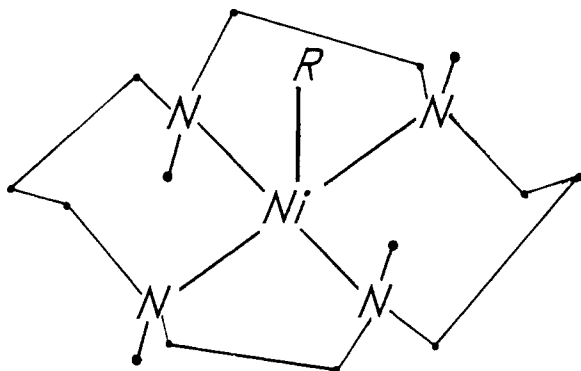
- (10) (a) Hart-Davis, A. J.; Graham, W. A. G. *Inorg. Chem.* **1970**, *9*, 2658. (b) Hart-Davis, A. J.; Graham, W. A. G. *Ibid.* **1971**, *10*, 1653.
- (11) (a) Clark, H. C.; Manzer, L. E. *Inorg. Chem.* **1973**, *12*, 362. (b) Brown, M. P.; Puddephatt, R. J.; Upton, C. E. E. *J. Chem. Soc., Dalton Trans.* **1974**, 2457.
- (12) Lau, K. S. Y.; Wong, P. K.; Stille, J. K. *J. Am. Chem. Soc.* **1976**, *98*, 5832.
- (13) Collman, J. P.; Finke, R. G.; Cawse, J. N.; Brauman, J. I. *J. Am. Chem. Soc.* **1977**, *99*, 2515.

of products.^{14,15} For example, the reaction between aryl halides and Ni(PEt₃)₄ produces nickel(I) in addition to the expected oxidative addition product ArNiX.¹⁶ In the proposed mechanism both arise from a single intermediate (eq 1). Related oxidative



additions to nickel(0) complexes yield nickel(II) products,¹⁷ mixtures of nickel(I) and nickel(II),¹⁸⁻²¹ or nickel(I) alone.^{18,22} The organonickel(II) products can react further with alkyl/aryl halides in coupling or disproportionation reactions.^{16,23,24}

Our interest in the area arose from reports²⁵⁻²⁹ that nickel(II) macrocycles including Ni(R,R,S,S-tmc)²⁺ (henceforth Ni-



(tmc)²⁺,^{30,31} first synthesized by Barefield and co-workers,³²

(14) Kochi, J. K. "Organometallic Mechanisms and Catalysis"; Academic Press: New York, 1978; references therein.

(15) Jolly, P. W.; Wilke, G. "The Organic Chemistry of Nickel"; Academic Press: New York, 1974.

(16) (a) Tsou, T. T.; Kochi, J. K. *J. Am. Chem. Soc.* **1979**, *101*, 6319. (b) Tsou, T. T.; Kochi, J. K. *J. Am. Chem. Soc.* **1979**, *101*, 7547.

(17) Parshall, G. W. *J. Am. Chem. Soc.* **1974**, *96*, 2360.

(18) Uhlig, E.; Poppitz, W. Z. *Anorg. Allg. Chem.* **1981**, *477*, 167.

(19) Cundy, C. S. *J. Organomet. Chem.* **1974**, *69*, 305.

(20) Cundy, C. S.; Noth, H. *J. Organomet. Chem.* **1971**, *30*, 135.

(21) Fahey, D. R.; Mahan, J. E. *J. Am. Chem. Soc.* **1977**, *99*, 2501.

(22) Stopponi, P.; Biliotti, A.; Morassi, R. *J. Organomet. Chem.* **1982**, *236*, 119.

(23) Morrell, D. G.; Kochi, J. K. *J. Am. Chem. Soc.* **1975**, *97*, 7262.

(24) Yamamoto, T.; Kohara, T.; Osakada, Y.; Yamamoto, A. *Bull. Chem. Soc. Jpn.* **1983**, *56*, 2147.

(25) Gosden, C.; Healy, K. P.; Pletcher, D. *J. Chem. Soc., Dalton Trans.* **1978**, 972.

(26) Becker, J. Y.; Kerr, J. B.; Pletcher, D.; Rosas, R. *J. Electroanal. Chem.* **1981**, *117*, 87.

(27) Gosden, C.; Kerr, J. B.; Pletcher, D.; Rosas, R. *J. Electroanal. Chem.* **1981**, *117*, 101.

(28) Gosden, C.; Pletcher, D. *J. Organomet. Chem.* **1980**, *186*, 401.

(29) Healy, K. P.; Pletcher, D. *J. Organomet. Chem.* **1978**, *161*, 109.

(30) (a) We are thankful to a referee for pointing out the discrepancies in the nomenclature sometimes adopted for this and related compounds. The complex used in this work, (1R,4R,8S,11S)-(1,4,8,11-tetramethyl-1,4,8,11-tetraazacyclotetradecane)nickel(II), which we abbreviate as Ni(R,R,S,S-tmc)²⁺ or simply as Ni(tmc)²⁺, has been known in the literature as *trans*-III-Ni(tmc)²⁺ or *R,S,S,R*-Ni(tmc)²⁺. In the latter name there is a mismatch in the numbering of nitrogens and the designators of their chirality. (b) The complex Ni(R,R,S,S-tmc)²⁺ is one of several isomers, which include the form Ni(R,S,R,S-tmc)²⁺. There is no interconversion of the two nickel(II) complexes in aqueous solution over extended periods of time. The nickel(I) complexes, on the other hand, are much less stable toward isomerization such that aqueous solutions of pure Ni(R,R,S,S-tmc)⁺ or pure Ni(R,S,R,S-tmc)⁺ isomerize to a mixture with an approximate ratio of 3:1 of the two isomers, respectively, in several hours at room temperature. Similar observations relating to transformations of Ni(R,R,S,S-tmc)⁺ have been reported by others,³² although they were not attributed to this particular isomerization. Investigations of the chemistry of the Ni(R,S,R,S-tmc)⁺ will be reported separately (Ram, M. S.; Bakac, A.; Espenson, J. H., to be published).

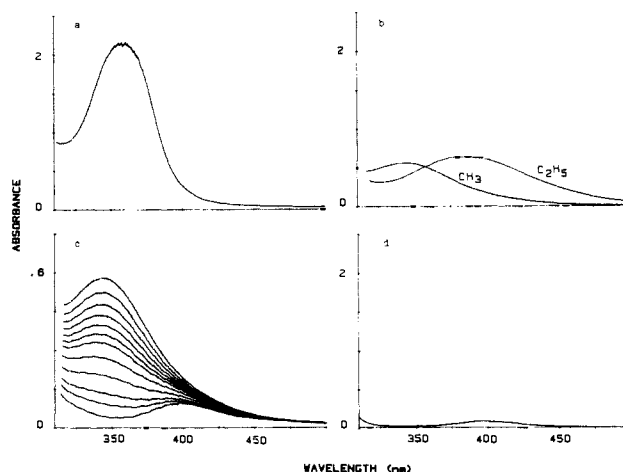
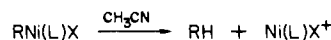
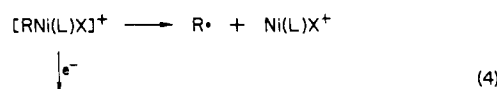


Figure 1. Spectral changes in the reactions of Ni(tmc)²⁺ with alkyl halides: (a) 5.5 × 10⁻⁴ M Ni(tmc)²⁺; (b) CH₃Ni(tmc)²⁺ and C₂H₅Ni(tmc)²⁺ formed upon addition of excess CH₃I or C₂H₅I, respectively, to a; (c) Decomposition of CH₃Ni(tmc)²⁺ formed in b. Repetitive scans were taken over a period of 5 min; (d) 5.5 × 10⁻⁴ M Ni(tmc)²⁺. All solutions contained 0.2 M (CH₃)₂CO, 1 M (CH₃)₂CHOH, and 0.01 M NaOH.

catalyze the electrochemical reduction of alkyl halides in acetonitrile and because a long-lived nickel(I) complex can be prepared.³¹ In the proposed mechanism for electrocatalysis²⁵⁻²⁹ nickel(II) is first reduced to nickel(I), which then undergoes oxidative addition with alkyl halide yielding an organonickel(III) complex, eq 2-3. The latter then rapidly yields products derived from the radical or carbanion, as in eq 4.



Interest in the chemistry of macrocyclic complexes of nickel has been enhanced further by the recent discovery of Factor F430, a cofactor of methanogenic bacteria. It is the first nickel-containing tetrapyrrole found in living organisms.³³ Interestingly, all methanogenic bacteria investigated to date incorporate nickel during growth and synthesize Factor F430.^{33b}

In this work we have examined reactions of directly prepared Ni(tmc)²⁺ with several alkyl halides in aqueous solution. The strongly reducing potential, E° = -0.90 V, and reasonable stability of this nickel(I) complex in alkaline aqueous solutions³¹ make it an ideal candidate for such a study. The electrocatalytic properties of Ni(tmc)²⁺ in CH₃CN²⁶ and the ready availability of the nickel(I) complex have provided us with a unique opportunity to examine directly the chemistry of the proposed reactive species in the catalytic cycle. We find that under our experimental conditions Ni(tmc)²⁺ reacts with alkyl halides by a *one-electron mechanism* yielding alkylnickel(II) complexes, RNi(tmc)²⁺.

Experimental Section

Ni(tmc)(ClO₄)₂ was prepared according to the published procedure.³² The complex was reduced to Ni(tmc)²⁺ electrochemically³¹ at -1.3 V vs.

(31) Jubran, N.; Ginzburg, G.; Cohen, H.; Koresh, Y.; Meyerstein, D. *Inorg. Chem.* **1985**, *24*, 251.

(32) (a) Wagner, F.; Mocella, M. T.; D'Aniello, M. J., Jr.; Wang, A. H.-J.; Barefield, E. K. *J. Am. Chem. Soc.* **1974**, *96*, 2625. (b) Wagner, F.; Barefield, E. K. *Inorg. Chem.* **1976**, *15*, 408.

(33) (a) Gunsalus, R. P.; Wolfe, R. S. *FEMS Microbiol. Lett.* **1978**, *3*, 191. (b) Diekert, G.; Konheiser, U.; Piechulla, K.; Thauer, R. K. *J. Bacteriol.* **1981**, *148*, 459. (c) Pfaltz, A.; Jaun, B.; Fassler, A.; Eschenmoser, A.; Jaenchen, R.; Gilles, H. H.; Diekert, G.; Thauer, R. K. *Helv. Chim. Acta* **1982**, *65*, 828. (d) Hansinger, R. P.; Orme-Johnson, W. H.; Walsh, C. *Biochemistry* **1984**, *23*, 801. (e) Ellefson, W. L.; Whitman, W. B.; Wolfe, R. S. *Proc. Natl. Acad. Sci. U.S.A.* **1982**, *79*, 3707.

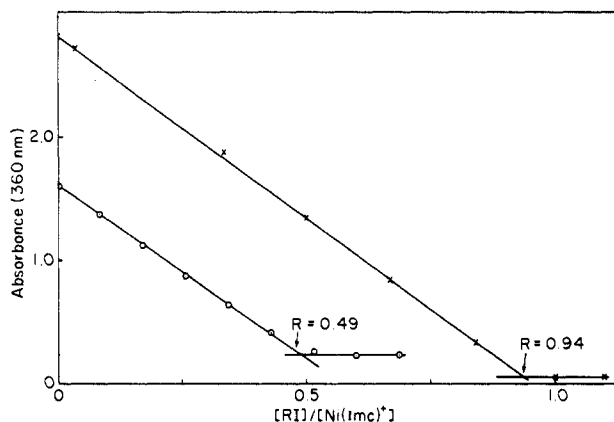


Figure 2. Spectrophotometric titrations of $\text{Ni}(\text{tmc})^+$ with 1- $\text{C}_4\text{H}_9\text{I}$ (circles) and 2- $\text{C}_3\text{H}_7\text{I}$ (crosses).

SCE. The reduction was usually carried out to only $\sim 50\%$ completion to avoid contamination with oxygen which presented some problems if electrolysis was prolonged. (A reaction between $\text{Ni}(\text{tmc})^+$ and oxygen at low oxygen levels not only reduces the yield of $\text{Ni}(\text{tmc})^+$ but also produces some unidentified yellow product(s), most likely oxo- and/or peroxonickel species, which interfere with the chemistry of $\text{Ni}(\text{tmc})^+$. Complicated reactions of macrocyclic nickel(I) complexes with low concentrations of oxygen have been reported earlier.^{27,34}) Electrochemically prepared stock solutions containing $(0.5\text{--}1) \times 10^{-3}$ M $\text{Ni}(\text{tmc})^+$ were kept at 0°C and used within several hours of preparation to ensure isomeric purity.^{30b}

In other experiments $\text{Ni}(\text{tmc})^+$ was prepared photochemically. The method³⁵ is based on the photochemistry of acetone and the strongly reducing properties of $(\text{CH}_3)_2\text{CO}^-$. Typically an air-free solution of $\text{Ni}(\text{tmc})^{2+}$ in 0.1 M acetone and 1 M 2-propanol at pH 11–12 was irradiated for 60–90 s in a Rayonet UV-reactor. The reduction was quantitative, but the presence of 2-propanol limited the usefulness of these solutions. $\text{Ni}(\text{tmc})^+$ prepared by Zn/Hg reduction of $\text{Ni}(\text{tmc})^{2+}$ suffered from similar problems owing to the presence of Zn(II) in solution; among other factors, Zn(II) appears to dealkylate the $\text{RNi}(\text{tmc})^+$ complexes.

All the experiments were carried out in an atmosphere of Cr^{2+} -scrubbed argon, nitrogen, or helium in alkaline solutions owing to the extreme sensitivity of $\text{Ni}(\text{tmc})^+$ and $\text{RNi}(\text{tmc})^+$ to oxygen and H^+ . Alkyl halides were distilled prior to use. Spectral and kinetic data were obtained by use of Cary 219 and Perkin-Elmer Lambda Array 3840 spectrophotometers. A Canterbury SF 3A stopped-flow spectrophotometer was used for kinetic measurements on faster reactions.

Organic products were analyzed by gas chromatography and in some cases by GC/MS.³⁶ Quantitative determination of the free iodide ions produced in reactions of $\text{Ni}(\text{tmc})^+$ with alkyl iodides was done spectrophotometrically ($\epsilon_{228} = 1.46 \times 10^4 \text{ M}^{-1} \text{ cm}^{-1}$) after the reaction solutions had been acidified to 1 M HClO_4 .³⁷ Formaldehyde produced in the $\text{Ni}(\text{tmc})^+$ -catalyzed decomposition of *tert*-butyl hydroperoxide was determined by the chromotropic acid method.³⁸ Since *tert*-butylhydroperoxide interferes with this analysis, the reaction was carried out such that $\text{Ni}(\text{tmc})^+$ was present even at the end of experiments in which several catalytic turnovers had occurred. The amount of unreacted $\text{Ni}(\text{tmc})^+$ in these experiments was determined spectrophotometrically at λ 360 nm.

Results

Stoichiometry. Upon addition to excess CH_3I to a solution of $\text{Ni}(\text{tmc})^+$ the band at λ 360 nm ($\epsilon = 4.0 \times 10^3 \text{ M}^{-1} \text{ cm}^{-1}$) rapidly disappears, to be replaced by a less intense band at λ 346 nm. A subsequent slower reaction produces the much weaker absorptions of $\text{Ni}(\text{tmc})^{2+}$ ($\lambda_{\text{max}} 400 \text{ nm}$). These changes are illustrated in Figure 1. At low levels of CH_3I the two stages of the

(34) Vasilevskis, J.; Olson, D. C.; Loos, K. *J. Chem. Soc., Chem. Commun.* **1970**, 1718.

(35) (a) Kirker, G. W.; Bakac, A.; Espenson, J. H. *J. Am. Chem. Soc.* **1982**, *104*, 1249. (b) McDowell, S. M.; Bakac, A.; Espenson, J. H. *Inorg. Chem.* **1983**, *22*, 847.

(36) We are grateful to J. Beane and S. Veysey for performing the GCMS analyses.

(37) The acidification step is necessary to prevent the organonickel complexes from reacting with additional alkyl halide (Bakac, A.; Espenson, J. H., work in progress).

(38) Bricker, C. E.; Johnson, H. R. *Anal. Chem.* **1945**, *17*, 40.

Table I. Spectral Data for Some $\text{RNi}(\text{tmc})^+$ Complexes^a

R	λ_{max}	$10^{-3} \epsilon/\text{M}^{-1} \text{ cm}^{-1}$
CH_3	346	2.44
C_2H_5	390	2.40
C_3H_7	388	2.51
$\text{CH}_2\text{CH}(\text{CH}_2)_3\text{CH}_2 + \text{c-C}_5\text{H}_9\text{CH}_2^b$	420	1.90

^aIn $(1\text{--}100) \times 10^{-3}$ M NaOH. ^b $\sim 1:9$ mixture of the two isomers.

Table II. Yields of CH_2O in the Methanol-Promoted Catalytic Decomposition of $(\text{CH}_3)_3\text{COOH}$ in the Presence of Excess $\text{Ni}(\text{tmc})^+$ ^a

$[\text{Ni}(\text{tmc})^+]^b$	$[(\text{CH}_3)_3\text{COOH}]^b$	$[(\text{CN}_3)_3\text{COOH}]_{\text{xs}}^c$	$[\text{CH}_2\text{O}]$
3.88	15.6	13.7	15.1
4.96	21.8	19.3	18.5
8.10	31.2	27.2	29.1

^aAll concentrations in 10^{-5} M. Experiments were run so as to preserve an excess of $\text{Ni}(\text{tmc})^+$ during the catalyzed decomposition of the hydroperoxide. ^bAmount reacted. ^cAmount of hydroperoxide used in excess of the ideal stoichiometry of eq 10.

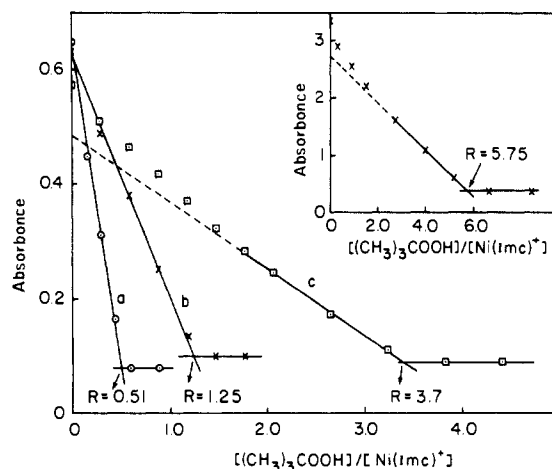
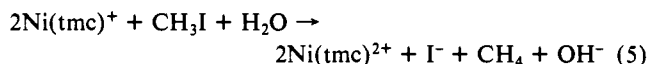
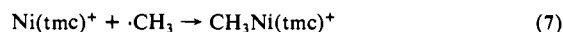
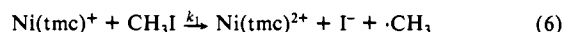


Figure 3. Spectrophotometric titrations of $\text{Ni}(\text{tmc})^+$ with $(\text{CH}_3)_3\text{COOH}$ in (a) H_2O ; (b) 4 M CH_3OH ; (c) 16 M CH_3OH . Conditions: pH 11.8 (NaOH), $\mu = 0.15$ M (LiClO_4), $[\text{Ni}(\text{tmc})^+]_0 = 7.5 \times 10^{-5}$ M, λ 360 nm (2 cm cell). Inset: titration in 8.3 M 2- $\text{C}_3\text{H}_7\text{OH}$, $[\text{Ni}(\text{tmc})^+]_0 = 3.9 \times 10^{-4}$ M.

reaction occur simultaneously. The stoichiometry of the overall reaction, eq 5, was determined by a spectrophotometric titration



and by iodide and methane analyses. On the basis of these data and those presented later we formulate the sequence of reactions between $\text{Ni}(\text{tmc})^+$ and CH_3I as follows



This is later followed by



Higher straight chain alkyl halides react with $\text{Ni}(\text{tmc})^+$ in analogous reactions. The results of a spectrophotometric titration of $\text{Ni}(\text{tmc})^+$ with *n*- $\text{C}_4\text{H}_9\text{I}$ are shown in Figure 2. Spectral data for some $\text{RNi}(\text{tmc})^+$ complexes are summarized in Table I.

The oxidation of $\text{Ni}(\text{tmc})^+$ with *tert*-butylhydroperoxide also produces $\text{CH}_3\text{Ni}(\text{tmc})^+$, as confirmed by the appearance of an absorption maximum in the UV spectrum at 346 nm and by the decomposition rate of the product which is within the experimental error identical with that measured in CH_3I experiments ($3.8 \times 10^{-3} \text{ s}^{-1}$ vs. $4.1 \times 10^{-3} \text{ s}^{-1}$ at 25°C in solutions containing $(0.8\text{--}1.5) \times 10^{-4}$ M $\text{CH}_3\text{Ni}(\text{tmc})^+$ and 0.033 M NaOH at 0.1 M ionic strength). Spectrophotometric titrations, Figure 3, in purely

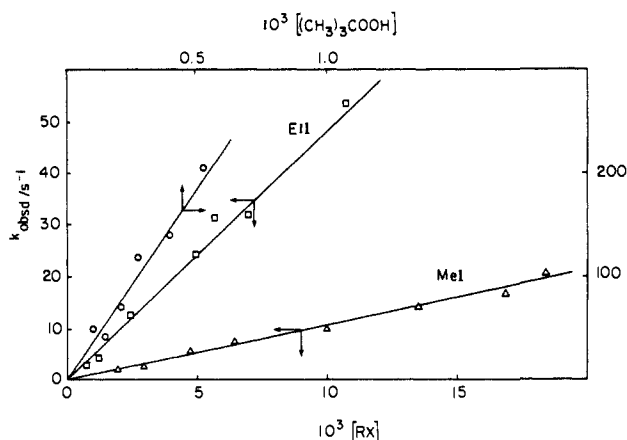
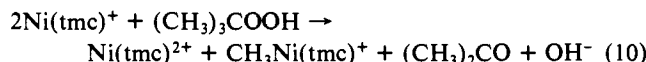
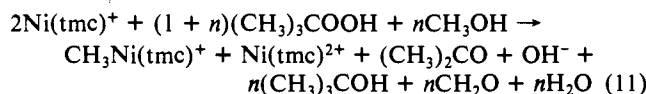


Figure 4. Kinetic data for the reactions of $\text{Ni}(\text{tmc})^+$ with CH_3I (Δ), $\text{C}_2\text{H}_5\text{I}$ (\square), and $(\text{CH}_3)_3\text{COOH}$ (\circ) at 25°C , $\mu = 0.50\text{ M}$, $[\text{Ni}(\text{tmc})^+]_0 = (1.2\text{--}9.2) \times 10^{-5}\text{ M}$, $[\text{OH}^-] = (10\text{--}175) \times 10^{-3}\text{ M}$.

aqueous solutions yielded a ratio $R = [(\text{CH}_3)_3\text{COOH}]/[\text{Ni}(\text{tmc})^+]$ of 0.51, consistent with the stoichiometry of eq 10. Also presented



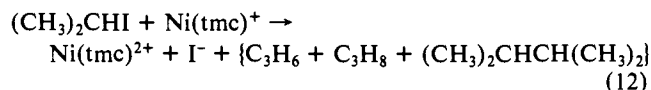
in Figure 2 are the results of the spectrophotometric titrations in aqueous alcoholic solutions. Upon addition of methanol or ethanol, the stoichiometric ratio R increases from its value in H_2O (0.51) to 3.7 in 16 M CH_3OH and 5.75 in 8.3 M $(\text{CH}_3)_2\text{CHOH}$. In addition, the titration plots become significantly nonlinear in alcohol-containing solutions. The yields of formaldehyde produced in aqueous methanolic solutions, Table II, are within the experimental error identical with the amount of $(\text{CH}_3)_3\text{COOH}$ used in excess over the ideal 2:1 stoichiometry of eq 10. The yields of $\text{CH}_3\text{Ni}(\text{tmc})^+$ are comparable to those obtained in purely aqueous solutions, i.e., the reaction eventually sacrifices the $\text{Ni}(\text{tmc})^+$ "catalyst", which is lost to alkylnickel formation. The reaction stoichiometry in $\text{CH}_3\text{OH}/\text{H}_2\text{O}$ is given in eq 11.



The reactions of both PhCH_2Cl and PhCH_2Br with $\text{Ni}(\text{tmc})^+$ are too fast to be measured by the stopped-flow technique. That with PhCH_2Br takes place with an approximate 1:1 stoichiometry and produces no identifiable organonickel species. The cloudiness caused by the precipitation of bibenzyl made it impossible to determine the stoichiometry precisely.

The reaction of $\text{Ni}(\text{tmc})^+$ with PhCH_2Cl is concentration dependent. At higher concentrations of $\text{Ni}(\text{tmc})^+$ ($\geq 3 \times 10^{-4}\text{ M}$) and less than stoichiometric quantities of PhCH_2Cl , $\text{Ni}(\text{tmc})^+$ and PhCH_2Cl are consumed in a 2:1 stoichiometric ratio. The reaction produces a red intermediate with a short lifetime ($t_{1/2} \sim 0.8\text{ s}$ at 25°C), which we presume to be $\text{PhCH}_2\text{Ni}(\text{tmc})^+$. At low initial $[\text{Ni}(\text{tmc})^+]$ ($\leq 5 \times 10^{-5}\text{ M}$), and in the presence of an excess of PhCH_2Cl the stoichiometry is approximately 1:1. No organonickel is produced under those conditions, and $(\text{PhCH}_2)_2$ is the sole organic product.

The reaction of $(\text{CH}_3)_2\text{CHI}$ with $\text{Ni}(\text{tmc})^+$ takes place with a 1:1 stoichiometry, Figure 2, and produces no detectable alkylnickel intermediates, eq 12. The products are the C_3 and C_6



hydrocarbons which can result from several sources, including the self-reaction of 2-propyl radicals. The same stoichiometry and hydrocarbon products were obtained with $(\text{CH}_3)_2\text{CHBr}$ and $(\text{CH}_3)_2\text{CH}(\text{CH}_3)_2\text{OOH}$.

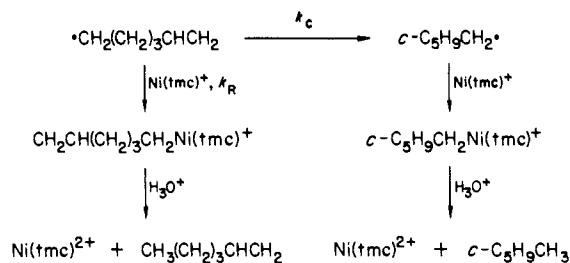
Kinetics of the Alkylnickel Formation. The kinetic studies were conducted in the presence of a large excess of sufficiently soluble

Table III. Kinetics of Reduction of Alkyl Halides by $\text{Ni}(\text{tmc})^+$ ^a

R	$10^{-3} k/\text{M}^{-1} \text{s}^{-1}, X =$		
	I	Br	Cl
CH_3	0.540 (8)		
C_2H_5	2.40 (7)	0.39 (1)	
1- C_3H_7	1.94 (2)		
1- C_4H_9	2.80 (2)	1.0 (3)	
2- C_3H_7	18.0 (4)		
$\text{CH}_2\text{CH}(\text{CH}_2)_3\text{CH}_2$		1.52 (1) ^b 0.938 (4) ^c 0.610 (9) ^d 0.393 (5) ^e	
1- C_6H_{13}			$\leq 0.002^f$

^a Conditions as in Figure 4. Number of runs averaged is given in parentheses. ^b $t = 20^\circ\text{C}$. ^c 15°C . ^d 9.7°C . ^e 3.9°C . ^f Some decomposition/autoxidation of $\text{Ni}(\text{tmc})^+$ took place on the time scale of the reaction.

Scheme I



alkyl halides (CH_3I , $\text{C}_2\text{H}_5\text{I}$, $\text{C}_2\text{H}_5\text{Br}$, 1- $\text{C}_3\text{H}_7\text{I}$, 2- $\text{C}_3\text{H}_7\text{I}$, 1- $\text{C}_4\text{H}_9\text{I}$) or $(\text{CH}_3)_3\text{COOH}$. Under these conditions all the reactions showed good pseudo-first-order kinetics. Plots of k_{obsd} vs. concentration of the reagent in excess were linear with zero intercepts (Figure 4), consistent with the rate expression of eq 13. The results for

$$-\frac{d[\text{Ni}(\text{tmc})^+]}{dt} = 2k[\text{Ni}(\text{tmc})^+][\text{RX}] \quad (13)$$

alkyl halide reactions are summarized in Table III. The value of k for $(\text{CH}_3)_3\text{COOH}$ is $1.78 \times 10^5\text{ M}^{-1} \text{s}^{-1}$. Stock solutions of $\text{Br}(\text{CH}_2)_4\text{CHCH}_2$ and 1- $\text{C}_6\text{H}_{13}\text{Cl}$ were made up in methanol owing to their low solubility in water. Kinetic solutions thus contained 0.02–0.82 M CH_3OH . Both halides reacted according to the rate law of eq 13, although the formation and decomposition of $c\text{-C}_5\text{H}_9\text{CH}_2\text{Ni}(\text{tmc})^+/\text{CH}_2\text{CH}(\text{CH}_2)_3\text{CH}_2\text{Ni}(\text{tmc})^+$ took place on similar time scales necessitating the use of a consecutive kinetics treatment. Activation parameters for the reaction of $\text{Ni}(\text{tmc})^+$ with $\text{Br}(\text{CH}_2)_4\text{CHCH}_2$ have values $\Delta H^\ddagger = 50.0 \pm 0.3\text{ kJ/mol}$ and $\Delta S^\ddagger = -15.4 \pm 0.9\text{ J/mol K}$.

Radical Capture by $\text{Ni}(\text{tmc})^+$. One-electron reduction of 6-bromo-1-hexene produces 1-hexenyl radical, which undergoes cyclization to cyclopentylmethyl radical³⁹ with a rate constant of $2.2 \times 10^5\text{ s}^{-1}$ at 25°C .^{39b} Further reduction of the two radicals produces 1-hexene and methylcyclopentane, respectively. In several instances^{2,5,40} this cyclization reaction has provided support for the proposed one-electron reduction mechanism. In addition, the hydrocarbon product analysis allows one to use this as a radical clock and thus estimate the rate constant for the capture of the 1-hexenyl radical by $\text{Ni}(\text{tmc})^+$ according to Scheme I. The reaction of $\text{Ni}(\text{tmc})^+$ with $\text{Br}(\text{CH}_2)_4\text{CHCH}_2$ produces the organonickel species $c\text{-C}_5\text{H}_9\text{CH}_2\text{Ni}(\text{tmc})^+$ and $\text{CH}_2\text{CH}(\text{CH}_2)_3\text{CH}_2\text{Ni}(\text{tmc})^+$ which immediately hydrolyze to the respective hydrocarbons upon acidification. The distribution of hydrocarbon products is determined by the magnitude of the rate constants k_c and k_R and the concentration of $\text{Ni}(\text{tmc})^+$. In all the experiments $c\text{-C}_5\text{H}_9\text{CH}_3$ accounted for $\geq 85\%$ of the total hydrocarbon. The rate constant k_R was calculated from the

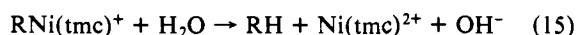
(39) (a) Lal, D.; Griller, D.; Husband, S.; Ingold, K. U. *J. Am. Chem. Soc.* **1974**, *96*, 6355. (b) Chatgililoglu, C.; Ingold, K. U.; Scaiano, J. C. *Ibid.* **1981**, *103*, 7739.

(40) Kramer, A. V.; Labinger, J. A.; Bradley, J. S.; Osborn, J. A. *J. Am. Chem. Soc.* **1974**, *96*, 7145.

expression⁴¹ of eq 14. The values at two different temperatures are $k_R = 6 \times 10^7 \text{ M}^{-1} \text{ s}^{-1}$ (25 °C, $k_c = 2.2 \times 10^5 \text{ s}^{-1}$ ^{39b}) and $4 \times 10^7 \text{ M}^{-1} \text{ s}^{-1}$ (0 °C, $k_c = 9 \times 10^4 \text{ s}^{-1}$ ^{39b}).

$$\frac{k_R}{k_c} = \frac{1}{[\text{Ni}(\text{tmc})^+]_0} (e^{2k_R[\text{C-C}_3\text{H}_9\text{CH}_3]_0/k_c} - 1) \quad (14)$$

Decomposition of Alkylnickel Complexes. In the absence of excess alkyl halide³⁷ the $\text{RNi}(\text{tmc})^+$ complexes decompose in alkaline solutions according to



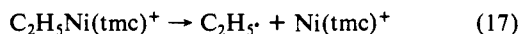
The decomposition takes place on time scales from ≤ 1 min up to ~ 15 min at 25 °C depending on the reaction conditions and the nature of the group R. The results of a cursory study of the decomposition of $\text{CH}_3\text{Ni}(\text{tmc})^+$ indicate that the rate is pH independent in the pH range 11–13. On the other hand, trace amounts of the oxo/peroxonickel species, which are formed when traces of O_2 enter the systems, have a strongly accelerating effect on the decomposition rate. Owing to that, the decomposition rates generally increased with the age of the $\text{Ni}(\text{tmc})^+$ stock solution.

High initial concentrations of $\text{Ni}(\text{tmc})^+$ and/or $\text{CH}_3\text{Ni}(\text{tmc})^+$ in photochemically prepared solutions apparently stabilize $\text{CH}_3\text{Ni}(\text{tmc})^+$. The half-life for the $\text{CH}_3\text{Ni}(\text{tmc})^+$ decomposition in such solutions containing $\sim 3 \times 10^{-4} \text{ M}$ $\text{CH}_3\text{Ni}(\text{tmc})^+$ and $(1-3) \times 10^{-3} \text{ M}$ $\text{Ni}(\text{tmc})^{2+}$ is typically 500–1000 s, approximately 5 times longer than in the absence of a large excess of $\text{Ni}(\text{tmc})^{2+}$. This chemistry was not pursued further.

Upon acidification solutions of $\text{RNi}(\text{tmc})^+$ decompose instantaneously according to eq 16.



A possibility that there is a homolytic component (i.e., the reversal of eq 7) in the decomposition of organonickel complexes was investigated for $\text{C}_2\text{H}_5\text{Ni}(\text{tmc})^+$. Under hydrolysis conditions, pH 11–13, homolysis (eq 17) is at best a minor pathway, as



evidenced by the lack of any measurable amounts of $\text{Ni}(\text{tmc})^+$ among the products. Moreover, addition of $\text{Ni}(\text{tmc})^+$ to solutions of $\text{C}_2\text{H}_5\text{Ni}(\text{tmc})^+$ had no effect on the decomposition rate, consistent with the rate of eq 17 being much lower than that of eq 15. All attempts to promote homolysis by adding reagents which are known to react with $\text{C}_2\text{H}_5\cdot$ and/or $\text{Ni}(\text{tmc})^+$ and would thereby shift the equilibrium in eq 17 to the right, failed owing to rapid direct reactions between $\text{C}_2\text{H}_5\text{Ni}(\text{tmc})^+$ and such potential scavengers as nitroxides, $\text{Co}(\text{NH}_3)_5\text{F}^{2+}$, N_2O , CH_3NO_2 , H_2O_2 , etc. Preliminary observations³⁰ indicate that the organonickel complexes in the (*R,S,R,S*) series are less reactive toward these and other reagents.

Discussion

Several lines of evidence strongly support our assignment of a one-electron mechanism to the reduction of alkyl halides by $\text{Ni}(\text{tmc})^+$, eq 6–9. The overall 2:1 stoichiometry in the organonickel formation step (RX = primary alkyl halide and benzyl chloride) identifies these complexes as organonickel(II) species. The reactivity order of $\text{Ni}(\text{tmc})^+$ toward alkyl halides is $\text{CH}_3 < \text{primary} < \text{secondary}$; it is apparently governed by the stability of the free radical (and possibly the standard reduction potential⁴² of alkyl halides), similar to the other one-electron reductions,^{1–6} Table IV. A reverse reactivity order is expected for two-electron processes owing to the dominant influence of steric effects in these reactions. This is exemplified by the data for $\text{Co}(\text{dmgH})_2(\text{PBU}_3)^-$ in Table IV.

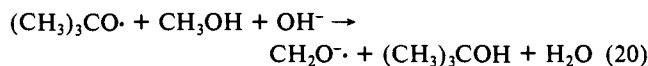
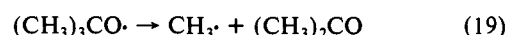
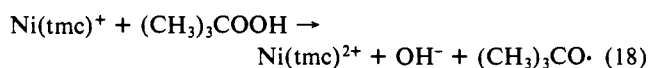
The reduction of $(\text{CH}_3)_3\text{COOH}$ in purely aqueous solutions yields $\text{CH}_3\text{Ni}(\text{tmc})^+$, eq 10. The occurrence of two one-electron steps in the reaction is confirmed by the overall stoichiometry and

Table IV. Rate Constants ($\text{M}^{-1} \text{ s}^{-1}$) for the Reduction of Alkyl Halides by Some Metal Complexes at 25 °C

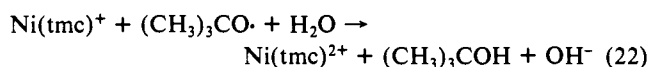
RX	Ni(tmc) ⁺ ^a	Co(CN) ₃ ³⁻ ^b	Cr(15-ane) ²⁺ ^c	Co-(dmgH) ₂ ⁻ (PBU ₃) ^{-d}
CH ₃ I	540	0.01	0.046	2300
C ₂ H ₅ I	2400	0.059	0.413	
1-C ₃ H ₇ I	1940	0.043		
2-C ₃ H ₇ I	1.80×10^4	1.20	4.93	3
PhCH ₂ Cl	($\sim 10^7$) ^e	4.9×10^{-4}	323	440
PhCH ₂ Br	($> 10^8$) ^e	2.33	1.91×10^4	

^aThis work. ^bReference 3; in 80% aqueous CH₃OH. ^cReference 5; in 50% aqueous (CH₃)₃COH. ^dReference 8; in CH₃OH. ^eEstimated values, see text.

the nature of the products. It receives further support from the effect of alcohols on the stoichiometry. Radical participation in catalytic oxidations of alcohols by H_2O_2 and hydroperoxides has been well documented.⁴³ The $\text{Ni}(\text{tmc})^+$ -catalyzed oxidation of alcohols by $(\text{CH}_3)_3\text{COOH}$ can be easily accounted for by the following set of reactions taking methanol as example.

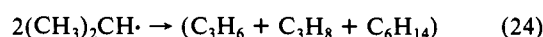
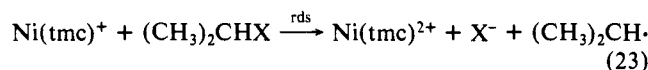


The length of the catalytic chain depends on the relative importance of reactions 19 and 20. The initial curvature of the titration plots in aqueous alcohols (Figure 3) is probably caused by reaction 22, which seems to be important only at the highest concentrations of $\text{Ni}(\text{tmc})^+$ used in this work.



The $\text{CH}_3\text{Ni}(\text{tmc})^+$ complex has been synthesized earlier from $\text{Ni}(\text{tmc})(\text{CF}_3\text{SO}_3)_2$ and $(\text{CH}_3)_2\text{Mg}$ and isolated as the trifluoromethanesulfonate salt.⁴⁴ The formal oxidation state of the nickel in this complex is thus undoubtedly 2+.

The 1:1 stoichiometry observed in the reactions of 2-propyl halides with $\text{Ni}(\text{tmc})^+$ and the failure to detect $(\text{CH}_3)_2\text{CHNi}(\text{tmc})^+$ could be explained by a change from a one-electron mechanism for the methyl and primary alkyl halides to a two-electron process for the secondary alkyl halides. The importance of steric effects in displacement reactions, however, makes this mechanistic change-over highly unlikely. Moreover, the observed reactivity order in Table III (methyl < primary < secondary) is as expected for a series of alkyl halides reacting by a one-electron mechanism. The overall stoichiometry is thus most likely determined by the course of events following the rate-determining step (rds), i.e.,



(43) See, for example: (a) Swern, D. "Organic Peroxides"; Wiley-Interscience, New York, 1971; Vol. 2. (b) Gilbert, B. C.; Marshall, P. D. R.; Norman, R. O. C.; Pineda, N.; Williams, P. S. *J. Chem. Soc. Perkin Trans. 2* **1981**, 1392. (c) Burchill, C. E.; Ginns, I. S. *Can. J. Chem.* **1970**, *48*, 2628. (d) Burchill, C. E.; Jones, P. W. *Ibid.* **1971**, *49*, 4005. (e) Seddon, W. A.; Allen, A. O. *J. Phys. Chem.* **1967**, *71*, 1914.

(44) D'Aniello, M. J., Jr.; Barefield, E. K. *J. Am. Chem. Soc.* **1976**, *98*, 1610. The maximum position in the UV spectrum at λ 346 nm obtained in this work matches well with λ_{max} 352 nm reported in this reference, although the value of the molar absorptivity has not been reported. The decomposition kinetics measured in this work ($t_{1/2} \sim 3$ min) are somewhat faster than reported in ref 44 ($t_{1/2} \sim 15$ min). This could be due to the presence of catalytic amounts of O_2 in stock solutions of $\text{Ni}(\text{tmc})^+$ as described in the text.

(41) Note that these experiments utilized an excess of the alkyl halide over $\text{Ni}(\text{tmc})^+$, making the simpler expression of ref 5 inadequate in the present case.

(42) Ebersson, L. *Acta Chem. Scand., Ser. B* **1982**, *B36*, 533.

Acknowledgment. We are thankful to Dr. K. E. Barefield for helpful discussions and comments and for a gift of Ni(*R,S,R,S*-tmc)(ClO₄)₂ and to Dr. D. C. Johnson for helpful ideas in the electrochemical part of the work. A.B. acknowledges the NATO

support, Grant No. 559/83, and useful discussions with Dr. A. Petrou. This work was supported by the U.S. Department of Energy, Office of Basic Energy Sciences, Chemical Sciences Division, under contract W-7405-ENG-82.

Mechanistic Investigation of Carbon-Carbon Bond Formation in the Reduction of Alkyl Halides by Organonickel Complexes in Aqueous Solution

Andreja Bakac* and James H. Espenson*

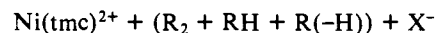
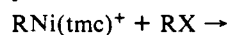
Contribution from the Ames Laboratory and Department of Chemistry, Iowa State University, Ames, Iowa 50011. Received August 5, 1985

Abstract: The macrocyclic alkylnickel(II) complexes, RNi(tmc)⁺ (R = C₂H₅, C₃H₇, and CH₂-c-C₃H₉; tmc = (1*R*,4*R*,8*S*,11*S*)-1,4,8,11-tetramethyl-1,4,8,11-tetraazacyclotetradecane), react with alkyl halides R'X (R' = CH₃, C₂H₅, 1-C₃H₇, 2-C₃H₇, and PhCH₂) in alkaline aqueous solutions, yielding combination and disproportionation products of R and R'. The reactivity of R'X increases in the order methyl < primary < secondary and Cl < Br < I. In the case R = R' = C₂H₅, the product distribution compares with that determined independently for ethyl radicals in aqueous solution. The proposed one-electron reduction of alkyl halide by the alkylnickel complexes in the rate-determining step produces an organonickel(III) complex and the alkyl halide radical anion. Both products rapidly eliminate ethyl radicals whose self-reactions yield the final products. Alkyl halide/alkyl radical exchange reactions effectively compete with radical self-reactions. The rate constant for the reaction C₂H₅· + 2-C₃H₇I → 2-C₃H₇· + C₂H₅I in aqueous solution was determined by competition with V(H₂O)₆²⁺. The value *k*_{2-PH} ~ 6 × 10⁵ M⁻¹ s⁻¹ is significantly higher than in aprotic solvents.

Low valent transition-metal complexes play crucial roles as catalysts in the carbon-carbon bond-forming reactions of alkyl/aryl halides. The cross-coupling reactions of alkyl lithium and Grignard reagents with alkyl halides,¹⁻⁷ the catalytic electrochemical reduction of alkyl halides,⁸⁻¹⁴ and catalyzed coupling of alkyl/aryl halides¹⁵⁻¹⁹ have all been proposed to involve organometallic intermediates. This has prompted several mechanistic investigations of the formation and reactivity of the proposed intermediates^{7,19-23} and related organometallic complexes²⁴ toward alkyl and aryl halides. Prominent among the complexes investigated are a number of organonickel complexes, RNiL₂X,^{15-18,20-23}

which effectively couple with alkyl and aryl halides, and a series of macrocyclic nickel complexes which catalyze the electrochemical reduction of alkyl halides.¹¹⁻¹⁴

We have recently studied the kinetics of the reduction of alkyl halides by a univalent macrocyclic nickel complex, Ni^I(*R,R,S,S*-tmc)^{+25,26} (hereafter Ni(tmc)⁺), in aqueous solution. The lifetimes of the organonickel complexes produced in these reactions were significantly shorter in the presence of excess alkyl halide. This and the formation of coupled products, alkanes and alkenes, indicated the occurrence of a direct reaction between alkyl halides and alkylnickel complexes. Here we report the results of a complete kinetic and mechanistic study of these reactions.



Experimental Section

Ni(tmc)(ClO₄)₂ was prepared according to the published procedure.²⁷ Alkaline aqueous solutions of Ni(tmc)⁺ were prepared by electrochemical

- (1) Kochi, J. K. "Organometallic Mechanisms and Catalysis"; Academic Press: New York, 1978; references therein.
- (2) Tamura, M.; Kochi, J. *J. Organomet. Chem.* **1971**, *31*, 289.
- (3) Allen, R. B.; Lawler, R. G.; Ward, H. R. *J. Am. Chem. Soc.* **1973**, *95*, 1692.
- (4) Tamura, M.; Kochi, J. K. *J. Am. Chem. Soc.* **1971**, *93*, 1483.
- (5) Parker, V. D.; Piette, L. H.; Salinger, R. M.; Noller, C. R. *J. Am. Chem. Soc.* **1964**, *86*, 1110.
- (6) Parker, V. D.; Noller, C. R. *J. Am. Chem. Soc.* **1964**, *86*, 1112.
- (7) (a) Tamura, M.; Kochi, J. K. *J. Am. Chem. Soc.* **1971**, *93*, 1485. (b) Tamura, M.; Kochi, J. K. *J. Am. Chem. Soc.* **1971**, *93*, 1487.
- (8) Andrieux, C. P.; Merz, A.; Saveant, J. M.; Tomahogh, R. *J. Am. Chem. Soc.* **1984**, *106*, 1957.
- (9) Lexa, D.; Saveant, J. M.; Soufflet, J. P. *J. Electroanal. Chem.* **1979**, *100*, 159.
- (10) Margel, S.; Anson, F. *J. Electrochem. Soc.* **1978**, *125*, 1232.
- (11) Gosden, C.; Kerr, J. B.; Pletcher, D.; Rosas, R. *J. Electroanal. Chem.* **1981**, *117*, 101.
- (12) Gosden, C.; Pletcher, D. *J. Organomet. Chem.* **1980**, *186*, 401.
- (13) Becker, J. Y.; Kerr, J. B.; Pletcher, D.; Rosas, R. *J. Electroanal. Chem.* **1981**, *117*, 87.
- (14) Gosden, C.; Healy, K. P.; Pletcher, D. *J. Chem. Soc., Dalton Trans.* **1978**, 972.
- (15) Mitchell, R. H.; Chaudhary, M.; Dingle, T. W.; Williams, R. V. *J. Am. Chem. Soc.* **1984**, *106*, 7776 and references therein.
- (16) Semmelhack, M. F.; Helquist, P.; Jones, L. D.; Keller, L.; Mendelson, L.; Ryono, L. S.; Smith, J. G.; Stauffer, R. D. *J. Am. Chem. Soc.* **1981**, *103*, 6460.
- (17) Semmelhack, M. F.; Helquist, P. M.; Jones, L. D. *J. Am. Chem. Soc.* **1971**, *93*, 5908.

- (18) Semmelhack, M. F.; Ryono, L. S. *J. Am. Chem. Soc.* **1975**, *97*, 3875.
- (19) Ziegler, F. E.; Chliwner, I.; Fowler, K. W.; Kanfer, S. J.; Kuo, S. J.; Sinha, N. D. *J. Am. Chem. Soc.* **1980**, *102*, 790.
- (20) Morrell, D. G.; Kochi, J. K. *J. Am. Chem. Soc.* **1975**, *97*, 7262.
- (21) (a) Tsou, T. T.; Kochi, J. K. *J. Am. Chem. Soc.* **1979**, *101*, 6319. (b) Tsou, T. T.; Kochi, J. K. *J. Am. Chem. Soc.* **1979**, *101*, 7547.
- (22) Yamamoto, T.; Kohara, T.; Osakada, K.; Yamamoto, A. *Bull. Chem. Soc. Jpn.* **1983**, *56*, 2147.
- (23) Parshall, G. W. *J. Am. Chem. Soc.* **1974**, *96*, 2360.
- (24) Kochi, J. K.; Buchanan, D. *J. Am. Chem. Soc.* **1965**, *87*, 855.
- (25) (a) Bakac, A.; Espenson, J. H. *J. Am. Chem. Soc.*, preceding paper in this issue. (b) The notation for the nickel(II) complex is Ni(tmc)²⁺ throughout the paper, although variable amounts of a mono- or dihydroxy complex are present in solution depending on the pH (p*K*_a 11.9, Herron, A.; Moore, P. *Inorg. Chim. Acta* **1979**, *36*, 89).
- (26) As pointed out earlier,^{25a} there are discrepancies in the adopted nomenclature for this compound in the literature. The nickel(II) complex has been known as *trans*-III-Ni(tmc)²⁺ and (*R,S,S,R*)-Ni(tmc)²⁺. In the latter name the numbering of nitrogens for the purpose of naming the ligand differs from that used in assigning the chirality.
- (27) (a) Wagner, F.; Mocella, M. T.; D'Aniello, M. J., Jr.; Wang, A. H.-J.; Barefield, E. K. *J. Am. Chem. Soc.* **1974**, *96*, 2625. (b) Wagner, F.; Barefield, E. K. *Inorg. Chem.* **1976**, *15*, 408.